



ROHOL VENEER QUALITIES

slip-matched or book-matched	IA	<ul style="list-style-type: none"> Series – image matching, at least 4 panels present a continuous log-aligned veneer pattern Straight, quarter cut veneers Centre joint 	Front quality with serial sequence
	I	<ul style="list-style-type: none"> Straight, quarter cut veneer with a slight cut of crown or full crown cut veneer Flawless fine veneer sheets regarding the quality of both the veneer and the workmanship Selected veneers, straight-grain, short-grain slash or broad slash-grain, book-matched or slip-matched 	Front quality
	A-B	Standard quality: Quality I and II mixed	Casing, standard quality
	II	Pin-knots, slight discolorations, low proportion of sapwood, unobtrusive bastard cuts, isolated galls and ingrowths allowed to a limited extent	Front, backside quality
	III	Discolouration, sound knots, End-stain allowed. No open defect or chipped veneers allowed	Casing, backside quality
random-matched	NA	Selected quality I – balanced random matched into planking appearance	Front quality
	N	Quality A-B – balanced random matched into planking appearance from 4-6 bundles	Standard front & casing quality
	N2	Quality II – balanced random matched into planking appearance from 4-6 bundles	Casing, backside quality
	Crack	Distinct cracks and knots; random-matched with dark substrate (optional brown, black or white substrate)	-
	Npur	Quality with all the wood 's natural features found in the particular type of wood, natural interplay of colours, cracks, knots, knobs, random-matched with dark substrate	-
	NR	Discoloration, knots, discolouration and flakes allowed, occasionally chipped veneers; knotty veneers with black knots and open knotholes – random-matched	Casing, backside quality
Paper	GZ	Balance veneers with no quality requirements, open defects allowed; type of wood as per customer request	-
	Blind	Balance veneers with no quality requirements, open defects allowed; type of wood as selected by factory	-
	Paper	Balance paper (Colour as selected by factory)	-

EXAMPLES - EXPLANATION





Description in price list	Explanation	Front (VS)	Backing (RS)
A-B/III or N/NR	A-B/III	A-B	III
	N/NR	N	NR
I/II or NA/N2	I/II	I	II
	NA/N2	NA	N2



ROHOL JOINTING METHODS

Our veneer faces are joint-glued without glue thread.

Standard joint glue: PVAc glue (urea glue can also be used at the customer's request and at a surcharge).

	RANDOM-MATCHED	<ul style="list-style-type: none">■ Veneer pattern: similar veneer pattern spanning several boards■ preferred jointing method in thick veneers (from 1,5 mm)■ other designations: mixed-matched natural character
	SLIP-MATCHED	<ul style="list-style-type: none">■ Veneer pattern: straight to natural character■ other designations: matched running
	BOOK-MATCHED	<ul style="list-style-type: none">■ Veneer pattern: straight to natural character symmetrical pattern■ other designations: mirror-matched
	SWING-MATCHED	<ul style="list-style-type: none">■ Veneer pattern: natural character